



TE Internal #: 5225395-8  
 RF Connectors, BNC RF Interface, Plug, 50  $\Omega$ , RG 179 / RG 187,  
 Bayonet, 4 GHz Operating Frequency, Cable-to-Cable, 1 Position,  
 Sealable, Wire & Cable

[View on TE.com >](#)

Connectors > RF Coax Connectors > RF Connectors



RF Interface: **BNC**

RF Connector Style: **Plug**

RF Connector Mated Outer Diameter (Approximate): **14.53 mm [ .572 in ]**

Impedance: **50  $\Omega$**

Compatible With RF Cable Type: **RG 179, RG 187**

## Features

### Product Type Features

Connector Seal Type	Gasket
RF Interface	BNC
RF Connector Style	Plug
Compatible With RF Cable Type	RG 179, RG 187
Connector System	Cable-to-Cable
Sealable	Yes
Connector & Contact Terminates To	Wire & Cable

### Configuration Features

Number of Positions	1
Number of Coaxial Contacts	1

### Electrical Characteristics

Impedance	50 $\Omega$
-----------	-------------

### Body Features

Cable Connector Orientation	Straight
-----------------------------	----------



Body Material	Brass
---------------	-------

Body Plating Material	Nickel
-----------------------	--------

### Contact Features

RF Connector Center Contact Underplating Material	Nickel
---	--------

	889 μin
--	---------

Crimp Type	Dual
------------	------

RF Connector Center Contact Plating Material	Gold
--	------

RF Connector Center Contact Material	Brass
--------------------------------------	-------

### Termination Features

Termination Method to Wire & Cable	Crimp
------------------------------------	-------

### Mechanical Attachment

RF Connector Coupling Mechanism	Bayonet
---------------------------------	---------

Connector Mounting Type	Cable Mount (Free-Hanging)
-------------------------	----------------------------

RF Contact Captivation Method	Mechanical
-------------------------------	------------

Detent	With
--------	------

### Dimensions

RF Connector Mated Outer Diameter (Approximate)	14.53 mm[.572 in]
---	-------------------

### Usage Conditions

Insulation Option	Uninsulated
-------------------	-------------

Operating Temperature Range	-55 – 85 °C[-67 – 185 °F]
-----------------------------	---------------------------

### Operation/Application

Operating Frequency	4 GHz
---------------------	-------

### Packaging Features

Packaging Method	Box
------------------	-----

### Other

Coupling Nut Base Material	Brass
----------------------------	-------

Grade	Military
-------	----------

Dielectric Material	Fluoropolymer
---------------------	---------------

### Product Compliance

[For compliance documentation, visit the product page on TE.com>](#)

EU RoHS Directive 2011/65/EU	Compliant with Exemptions
------------------------------	---------------------------











EU ELV Directive 2000/53/EC	Out of Scope
China RoHS 2 Directive MIIT Order No 32, 2016	Restricted Materials Above Threshold
EU REACH Regulation (EC) No. 1907/2006	<p>Current ECHA Candidate List: JUNE 2022 (224)</p> <p>Candidate List Declared Against: JUL 2021 (219)</p> <p>SVHC &gt; Threshold:</p> <p>Pb (3.7% in Component Part)</p> <p><b>Article Safe Usage Statements:</b> Do not eat, drink or smoke when using this product. Wash thoroughly after handling. Recycle if possible and dispose of the article by following all applicable governmental regulations relevant to your geographic location.</p>
Halogen Content	BFR/CFR/PVC Free, but Br/Cl >900 ppm in other sources.
Solder Process Capability	Not applicable for solder process capability

Product Compliance Disclaimer

This information is provided based on reasonable inquiry of our suppliers and represents our current actual knowledge based on the information they provided. This information is subject to change. The part numbers that TE has identified as EU RoHS compliant have a maximum concentration of 0.1% by weight in homogenous materials for lead, hexavalent chromium, mercury, PBB, PBDE, DBP, BBP, DEHP, DIBP, and 0.01% for cadmium, or qualify for an exemption to these limits as defined in the Annexes of Directive 2011/65/EU (RoHS2). Finished electrical and electronic equipment products will be CE marked as required by Directive 2011/65/EU. Components may not be CE marked. Additionally, the part numbers that TE has identified as EU ELV compliant have a maximum concentration of 0.1% by weight in homogenous materials for lead, hexavalent chromium, and mercury, and 0.01% for cadmium, or qualify for an exemption to these limits as defined in the Annexes of Directive 2000/53/EC (ELV). Regarding the REACH Regulation, the information TE provides on SVHC in articles for this part number is based on the latest European Chemicals Agency (ECHA) 'Guidance on requirements for substances in articles' posted at this URL: <https://echa.europa.eu/guidance-documents/guidance-on-reach>

## Compatible Parts

 <p>TE Part # 5222420-1 JACK, VERT, PCB, COML BNC</p>	 <p>TE Part # 1-5227079-6 COMM BNC PLUG</p>	 <p>TE Part # 1-1337446-0 BNC Pnl Skt 50Ohm Silver Pltd</p>	 <p>TE Part # 1-1337551-0 FME Str Jk Hex Nickel Pltd RG174A/U, 188</p>
 <p>TE Part # 330024 BNC BHD JACK ADAPTER</p>	 <p>TE Part # CAT-076-BNCJK4GMG BNC RF Connector Jack Kit, 50 Ohm, 4 Ghz, Military Grade</p>	 <p>TE Part # CAT-076-BNCPK4GMG BNC RF Connector: Plug Kit, Straight, 4 GHz, Military Grade</p>	 <p>TE Part # 5227426-1 BNC BLKHD RECPT SEALED</p>



## Documents

### CAD Files

#### 3D PDF

3D

#### Customer View Model

[ENG\\_CVM\\_CVM\\_5225395-8\\_B.2d\\_dxf.zip](#)

English

#### Customer View Model

[ENG\\_CVM\\_CVM\\_5225395-8\\_B.3d\\_igs.zip](#)

English

#### Customer View Model

[ENG\\_CVM\\_CVM\\_5225395-8\\_B.3d\\_stp.zip](#)

English

By downloading the CAD file I accept and agree to the [Terms and Conditions](#) of use.

### Datasheets & Catalog Pages

#### BNC Connectors

English

### Product Specifications



### Product Specification

English

---

### Instruction Sheets

COAXICON 50-Ohm RF Series BNC Plug Connectors 225395-(), 225886-(), and 331350-()

English

### Instruction Sheet (U.S.)

English